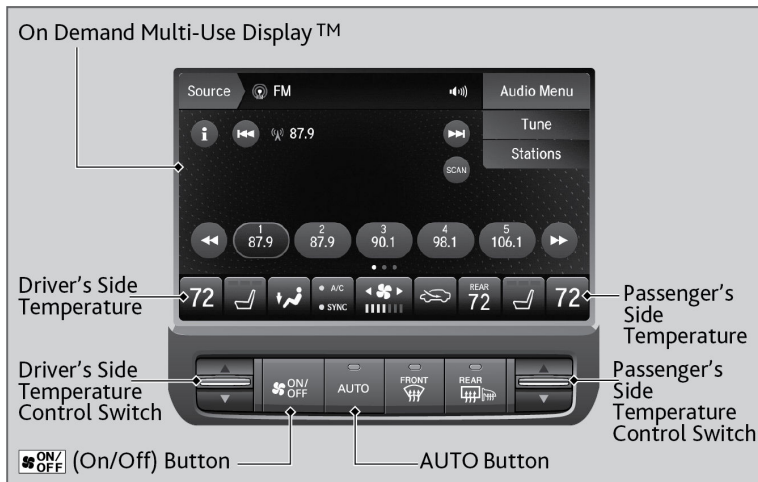


Climate Control System

The automatic climate control system maintains the interior temperature you select. The system also selects the proper mix of heated or cooled air that raises or lowers the interior temperature to your preference as quickly as possible.


Note: Climate control operation is affected during auto idle stop operation. (See Auto Idle Stop)

■ Front Operation - Climate Control System

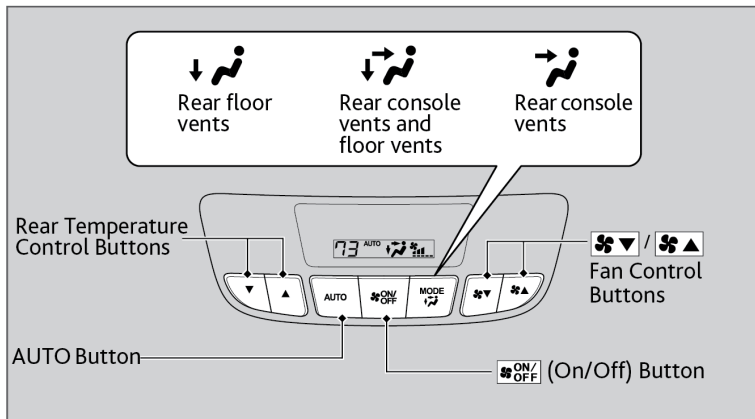


■ Rear Operation

Rear Operation from the Front Panel




Rear Operation from the Rear Panel



■ Heated Windshield Button*1

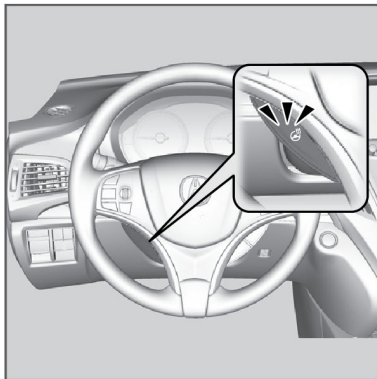
Press the heated windshield button to deice the windshield at the wiper park area and along the driver side edge of the windshield when the power mode is in ON. The heated windshield will automatically switch off after 15 minutes.

When the power mode is set to ON and the outside temperature is below 39°F (4°C), the heated windshield may automatically activate for up to 15 minutes.



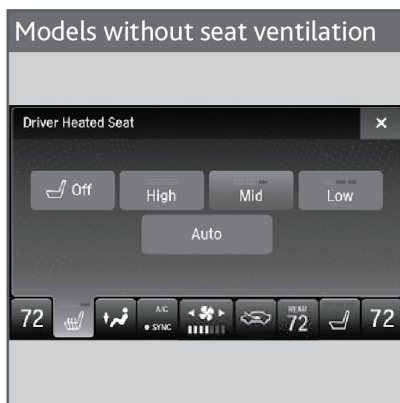
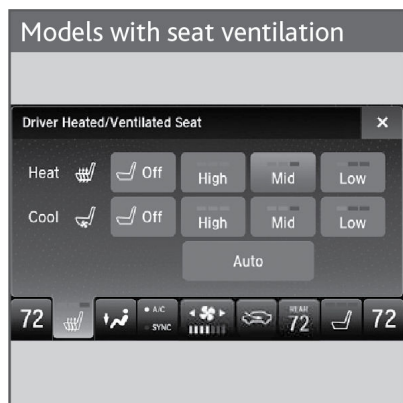
■ Heated Steering Wheel*1

Press the button to turn on, press again to turn off.



*1 - If equipped

Front Seat Heaters and Ventilation*1



1. Select the seat icon.
2. Change the setting with one of the following:
 - The Low icon - The LO setting (one indicator on)
 - The Mid icon - The MID setting (two indicators on)
 - The High icon - The HI setting (three indicators on)
 - Auto - The system automatically selects the setting most suitable to the ambient environment.
 - Off - Turn off the system.

When the power mode is turned on after it is turned off, the previous setting of front seat heaters and ventilators*1 are maintained.

⚠ WARNING

Heat-induced burns are possible when using seat heaters.

Persons with a diminished ability to sense temperature (e.g., persons with diabetes, lower-limb nerve damage, or paralysis) or with sensitive skin should not use the seat heaters.

*1 - If equipped

■ Second Row Seat Heaters*¹

The power mode must be in ON to use the seat heaters.

Press the seat heater button:



- Once - The HI setting (three indicators on)
- Twice - The Mid setting (two indicators on)
- Three times - The LO setting (one indicator on)
- Four times - The OFF setting (no indicators on)

Do not use the seat heaters even in LO when the engine is off. Under such conditions, the battery may be weakened, making the engine difficult to start.

After a certain period of time, the strength setting for the seat heaters will automatically be reduced by one level at a time until the seat heater shuts off. The elapsed time varies according to the interior environment.

⚠ WARNING

Heat-induced burns are possible when using seat heaters.

Persons with a diminished ability to sense temperature (e.g., persons with diabetes, lower-limb nerve damage, or paralysis) or with sensitive skin should not use the seat heaters.

**1 - If equipped*