

VEHICLE CONTROLS

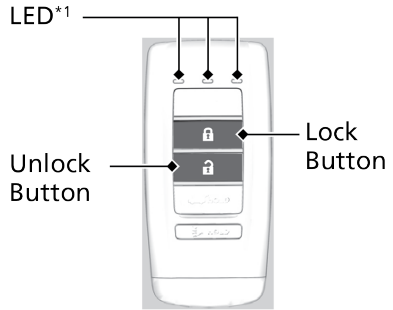
Learn about the various controls necessary for operating and driving the vehicle.

Using the Remote Transmitter

Lock or unlock the doors, and trunk.

NOTICE

Leaving the remote transmitter in the vehicle can result in theft or accidental movement of the vehicle. Always take it with you whenever you leave the vehicle unattended.



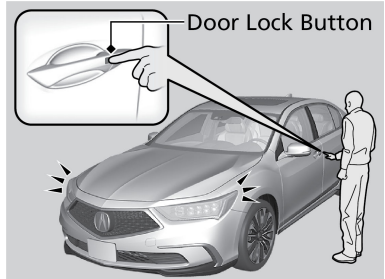
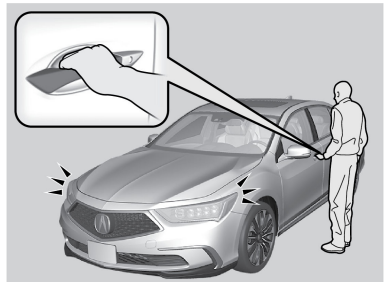
Keyless Access System

When you carry the remote transmitter (for example, in a pocket or purse) and it is outside the vehicle and within range (about 32 inches or 80 cm), you can lock or unlock the doors, and the trunk without handling the transmitter.

■ Unlocking/Locking the Doors

To unlock: Grab the driver's door handle to unlock the driver's door. Grab the front passenger's door handle or rear door handle to unlock all the doors and the trunk. You can customize this feature's behavior.

To lock: Press the door lock button on either front door (or rear door) handle when the vehicle is off. If the remote transmitter is inside the vehicle, the doors will not lock.



■ Walk Away Auto Lock®

When you walk away from the vehicle while carrying the remote transmitter, the doors can automatically lock if the following conditions are met:

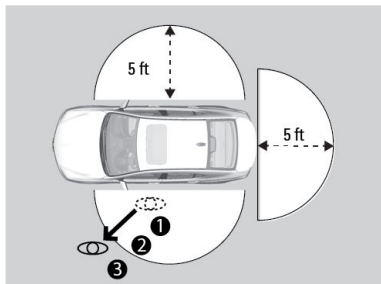
- The remote transmitter is within a range of 5 feet (1.5 m).
- All doors and the trunk are closed.
- There is not an additional remote transmitter inside the vehicle.

Follow these steps:

1. Exit the vehicle, close the door and stay near it. Listen for a beep. The system is activated.
2. Walk at least 5 feet (1.5 m) away.
3. Listen for a beep and look for the lights to flash. The doors lock.

To turn on this feature, follow the steps below:

1. Press the **SETTINGS** button.
2. Select Vehicle Settings, then Keyless Access Setup, then Walk Away Auto Lock.
3. Select On.



■ Customizing Door Lock & Unlock Settings

Customize the auto door lock and door unlock settings to your preference. Begin with the vehicle off.

1. Press the **SETTINGS** button and select System Settings.
2. Rotate the **ENTER** knob to select Door Setup.
3. Select Auto Door Lock or Auto Door Unlock by pressing the **ENTER** knob.