

VEHICLE CONTROLS

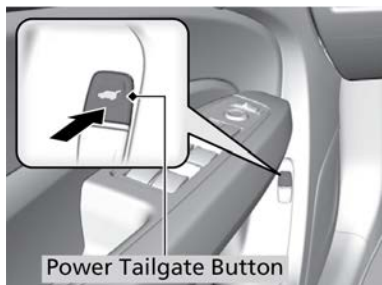
Tailgate Operation

Use these methods to operate the tailgate.

■ Power Tailgate Button

To open or close the power tailgate, press the power tailgate button for about one second.

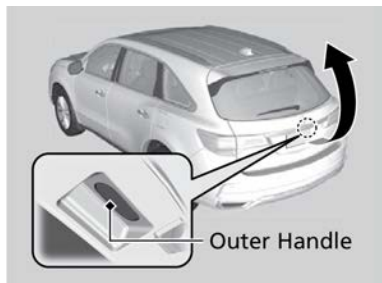
If you press the button again while the power tailgate is moving, it will stop. Press the button for about one second, and the power tailgate will reverse direction.



■ Power Tailgate Outer Handle

Automatic Operation

If you press the outer handle of the tailgate for no longer than one second, the tailgate opens automatically.



Manual Operation

If you want to open the tailgate manually, press the button for more than one second.

■ Power Tailgate Inner Button

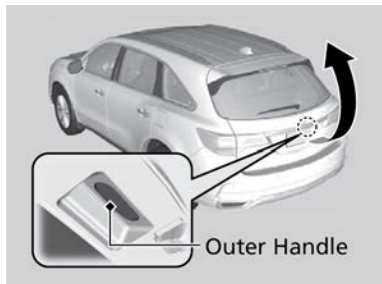
Press the button on the tailgate to close the power tailgate.

If you press the button again while the power tailgate is moving, it will stop. Press and release the button again, and the power tailgate will reverse direction.



■ Opening the Tailgate

Press the tailgate release button and lift up the tailgate to open it.



■ Closing the Tailgate

Grab the inner handle and pull the tailgate down. Push it closed from the outside.

