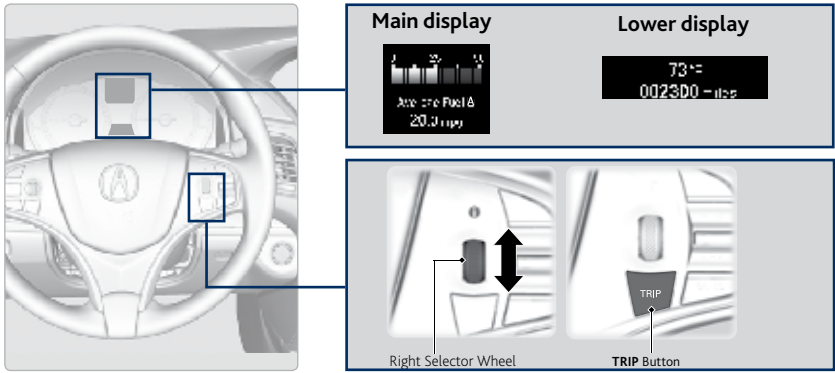


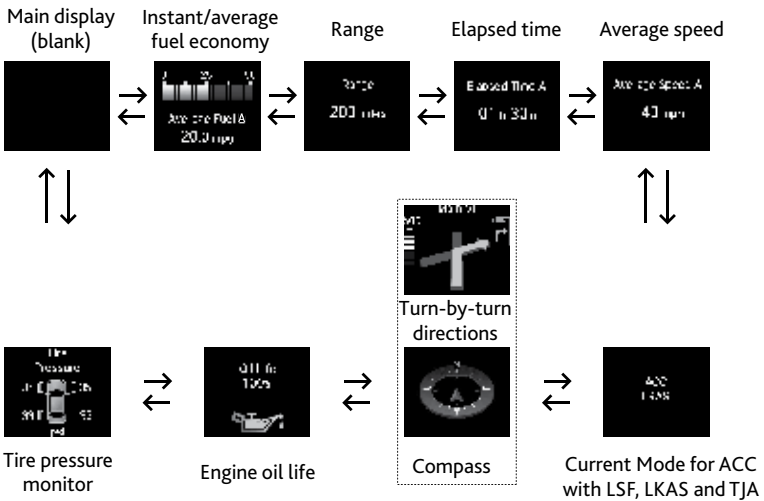
Multi-Information Display (MID)

Consists of several displays that provide you with useful information.



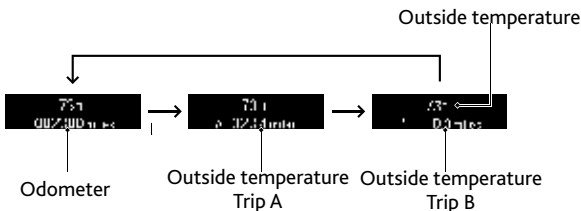
■ Main Displays

Roll the right selector wheel to scroll through the main displays.



■ Lower Displays

Press the TRIP button to scroll through the lower displays.



■ Vehicle Settings

Use the MID to customize certain vehicle features when the vehicle is in Park (P). You can also use the SETTINGS button.

An example of how to change the Trip A reset timing setting is below. Press the TRIP button to change the display.

1. Scroll to the Vehicle Settings menu and select it.
2. Scroll to Meter Setup and select it.
3. Scroll to "Trip A" Reset Timing and select it.

