

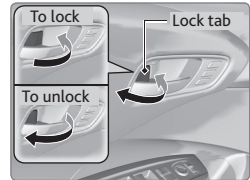
## Door Operation from Inside the Vehicle

Use several methods to lock or unlock the doors.

### ■ Using the Lock Tab

**To unlock:** Pull the lock tab rearward. When you unlock either front door using the lock tab, the specific door (driver's or passenger's) unlocks.

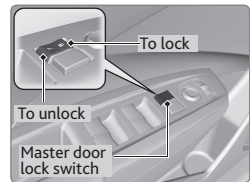
**To lock:** Push the lock tab forward. When you lock the door using the lock tab on the driver's door, all the other doors and tailgate lock at the same time. When you lock the door using the lock tab on the front passenger's door, only that door locks.



### ■ Using the Master Door Lock Switch

**To unlock:** Press the unlock side of the switch to unlock all doors and the tailgate.

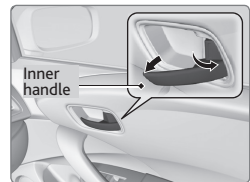
**To lock:** Press the lock side of the switch to lock all doors and the tailgate.



### ■ Using the Front Door Inner Handle

Pull the front door inner handle. The door unlocks and opens in one motion.

Do not pull a front door inner handle while the vehicle is moving.



### ■ Childproof Door Locks

The childproof door locks prevent the rear doors from being opened from the inside regardless of the position of the lock tab.

Slide the lever in the rear door to the lock position, and close the door.

Open the door using the outer door handle.

