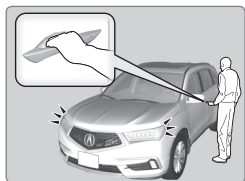


Keyless Access System


When you carry the remote transmitter (for example, in a pocket or purse) and it is outside the vehicle and within range (about 32 inches or 80 cm), you can lock or unlock the doors and tailgate without handling the transmitter.

■ Unlocking/Locking the Doors

To unlock: Grab the driver's door handle when the vehicle is off to unlock the driver's door. Grab the front passenger's (or rear*) door handle to unlock all doors and the tailgate.



To lock: Press the door lock button on any front (or rear*) door handle when the vehicle is off. If the remote transmitter is inside the vehicle, the doors will not lock.



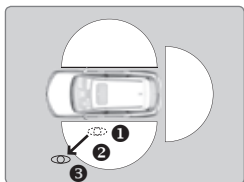
■ Walk Away Auto Lock

When you walk away from the vehicle while carrying the remote transmitter, the doors and trunk can automatically lock if the following conditions are met:

- The remote transmitter is within a range of 6 feet (2 m).
- All doors and the hatch are closed.
- There is not an additional remote transmitter inside the vehicle.

Follow these steps (see diagram):

1. Exit the vehicle, close the door and stay near it. Listen for a beep. The system is activated.
2. Walk at least 6 feet (2 m) away.
3. Listen for a beep and look for the lights to flash. The doors lock.



To turn on this feature, follow the steps below:

1. Press the SETTINGS button.
2. Select Vehicle Settings, then Keyless Access Setup, then Walk Away Auto Lock.
3. Select On.

**Some models include rear door keyless access.*

■ Unlocking the Tailgate

Press and hold the tailgate release button under the tailgate handle to unlock and open the tailgate. The vehicle can be on or off.

If there is not enough clearance for the tailgate to fully open, press and hold the tailgate release button until you hear two beeps. The tailgate unlatches, and you can open it manually.

