

Shifting

Change your vehicle's gears to begin driving.

■ Electronic Gear Selector


Select the vehicle's gear using a simple button interface.

Park (P): Used for parking or starting or turning off the vehicle. Press P with the brake pedal pressed. A red indicator appears.

Reverse (R): Used for reversing. Pull back R. A green indicator appears.

Neutral (N): Used for idling. Press N. A red indicator appears

Drive (D): Used for normal driving or sequential mode. Press D. A green indicator appears. Release the electric parking brake to begin driving.



NOTICE

When you change from D to R and vice versa, come to a complete stop and keep the brake pedal pressed. Operating the shift button before the vehicle has come to a complete standstill can damage the transmission.

Auto park mode

For your convenience, Park (P) is automatically selected when all of the following conditions are met:

- The vehicle is stopped.
- The driver's seatbelt is unbuckled.
- The driver's door is opened.

Car wash mode

If you are driving through a conveyor-style car wash where you or the attendant do not remain in the vehicle, follow these steps mwhile the engine is on:

1. Press and hold the brake pedal.
2. Within 5 seconds, select N.
3. Press the POWER button. The gear position remains in Neutral with the power mode in Accessory for 15 minutes. After 15 minutes (or if the vehicle is turned off at any time), the gear position changes to Park and the vehicle turns off.

⚠ WARNING

The vehicle can roll away if left unattended without confirming that Park is engaged. Always keep your foot on the brake pedal until you have confirmed that (P is shown on the gear position indicator.

■ SPORT Mode

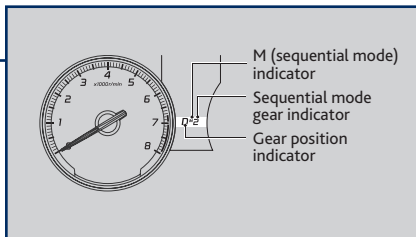
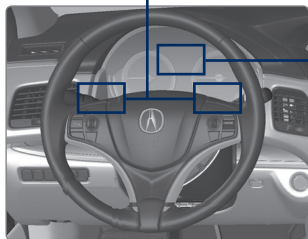
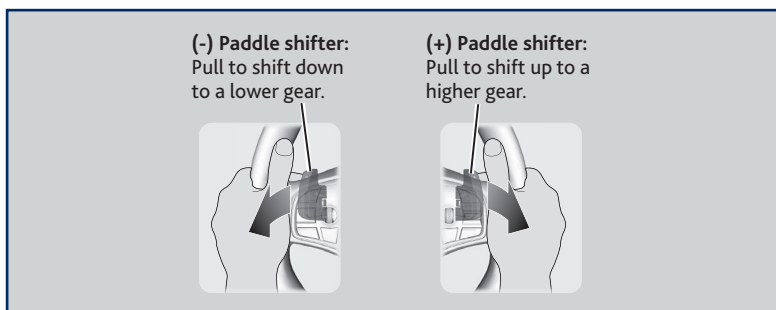
SPORT mode increases engine performance and handling, which is suitable for driving on hills or through curves on mountain roads.

Press the SPORT button behind the Drive (D) button to turn Sport mode on or off.



■ Sequential Mode

Use the paddle shifters to change between 1st and 7th gears without removing your hands from the steering wheel.



When D is selected: The vehicle goes into sequential shift mode momentarily, and the gear indicator comes on. When you start driving at a constant speed, sequential shift mode automatically switches off, and the gear indicator goes off. Hold the (+) paddle shifter for two seconds to return to normal drive.

When D is selected (with SPORT mode): The vehicle goes into sequential shift mode, and the M (sequential shift) indicator and gear indicator come on. Shift gears up or down using the paddle shifters.

To cancel this mode, press the SPORT button or pull the (+) paddle shifter for a few seconds. When sequential shift mode is canceled, the M indicator and gear indicator go off.