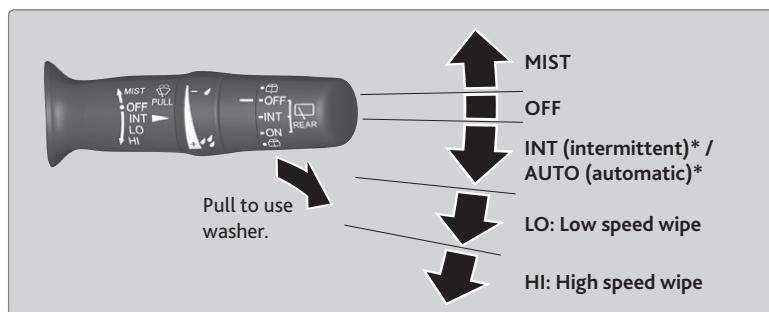


Wiper Operation

The windshield wipers and washers can be used when the vehicle is on.

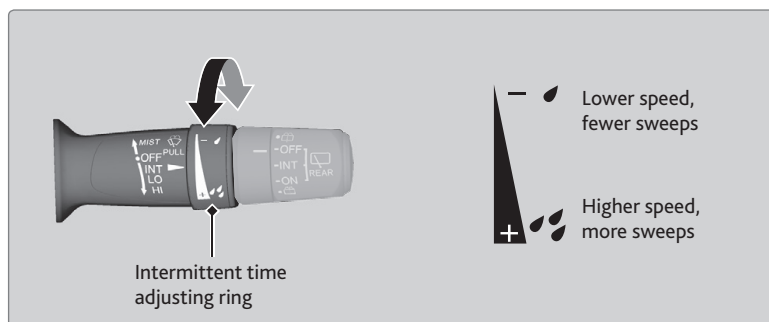
■ Front Wipers

Move the wiper lever up or down to the desired position.



Intermittent (INT) wipers*

When you move the lever to the INT position, the wipers operate based on the wiper delay. Rotate the adjustment ring to adjust the wiper delay.



■ Headlight-Wiper Integration*

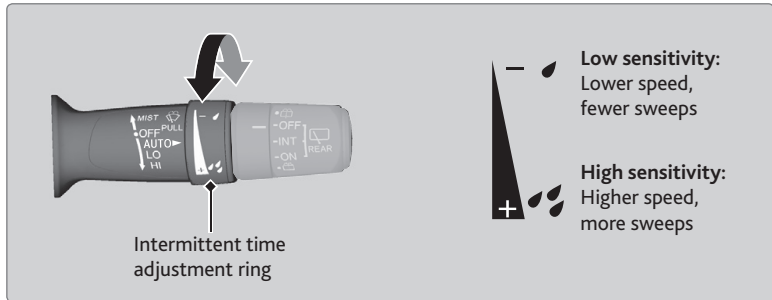
When the headlights are in the AUTO position, they automatically turn on when the front wipers operate for a certain number of intervals. The headlights turn off shortly after the wipers are turned off, or if there is enough ambient light.

Automatic rain-sensing (AUTO) wipers*

When you move the lever to the AUTO position while driving in rainy weather, the wipers operate based on the amount of detected rainfall.

Put the lever in the AUTO position only when driving in rainy weather. Return the lever to the OFF position when rain stops.

Rotate the adjustment ring to adjust the rainfall sensor sensitivity.

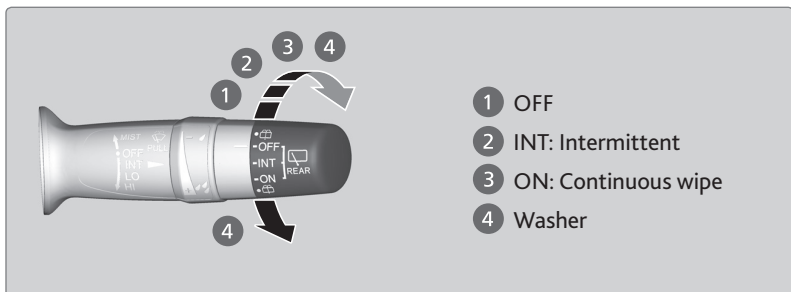


NOTICE

Always ensure the wiper lever is in the OFF position before entering a car wash to prevent severe damage to the windshield wiper system.

■ Rear Wiper

When you shift to Reverse (R) and the front wipers are activated, the rear wiper activates even if the switch is off.



NOTICE

Do not use the wipers when the windshield is dry. The windshield will get scratched, or the rubber blades will get damaged.

In cold weather, the blades may freeze to the windshield, becoming stuck. Operating the wipers in this condition may damage the wipers. Use the defroster to warm the windshield, then turn the wipers on.

**if equipped*