

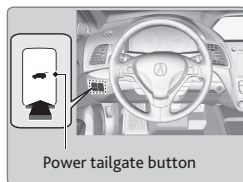
Power Tailgate Operation

Use these methods to operate the power tailgate.

■ Power Tailgate Button (interior)

The vehicle must be in Park (P).

Press and hold the power tailgate button on the dashboard to the left of the steering column to open the tailgate. Press it again at any time to close it.



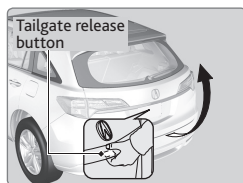
■ Power Tailgate Button (exterior)

Automatic operation

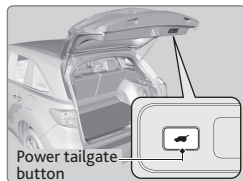
Press the tailgate release button. You will hear one beep, and the tailgate opens automatically.

Manual operation

Press and hold the tailgate release button until you hear three beeps. The tailgate unlatches, and you can open it manually.



To automatically close the tailgate once it is open, press the power tailgate button located at the bottom of the hatch. Press it again to stop the tailgate operation and reverse its direction.



⚠ WARNING

Closing the power tailgate while anyone is in the path of the tailgate can cause serious injury.

Make sure everyone is clear before closing the tailgate.

NOTICE

Do not push or pull on the power tailgate when it is being automatically opened or closed. Forcibly opening or closing the power tailgate while in operation can deform the tailgate frame.