

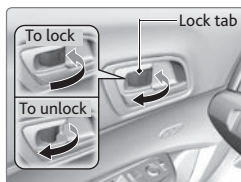
Door Operation from Inside the Vehicle

Use these methods to lock or unlock the doors.

■ Using the Lock Tab

To unlock: Pull the lock tab rearward. When you unlock either front door using the lock tab, the specific door (driver's or passenger's) unlocks.

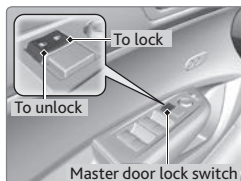
To lock: Push the lock tab forward. When you lock the door using the lock tab on the driver's door, all the other doors lock at the same time. When you lock the door using the lock tab on the front passenger's door, only that door locks.



■ Using the Master Door Lock Switch

To unlock: Press the unlock side of the switch to unlock all doors.

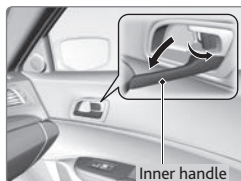
To lock: Press the lock side of the switch to lock all doors.



■ Using the Front Door Inner Handle

Pull the front door inner handle. The door unlocks and opens in one motion. Unlocking and opening the driver's door from the inner handle unlocks all other doors.

Do not pull a front door inner handle while the vehicle is moving.

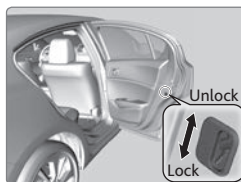


■ Childproof Door Locks

The childproof door locks prevent the rear doors from being opened from the inside regardless of the position of the lock tab.

Slide the lever in the rear door to the lock position, and close the door.

Open the door using the outer door handle.



■ Using the Trunk Release

Pull up the trunk release near the bottom of the driver's seat to open the trunk.

