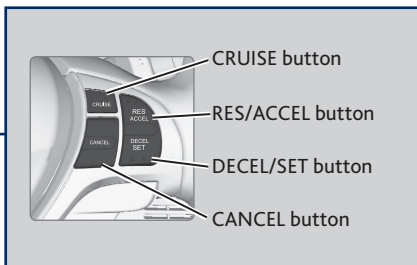



## Cruise Control\*

Maintain a constant vehicle speed without having to keep your foot on the accelerator pedal. Use cruise control on freeways or open roads where you can travel at a constant speed with little acceleration or deceleration.



### ■ Activating and Setting the Vehicle Speed

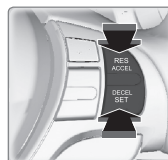
1. Press the CRUISE button.
2. Accelerate to the desired speed (above 25 mph). Press the DECEL/SET button and take your foot off the pedal to set the speed.



### ■ Adjusting the Vehicle Speed

Press the RES/ACCEL button to increase speed or the DECEL/SET button to decrease speed.

Each time you press the button, the vehicle speed is increased or decreased by about 1 mph (1.6 km/h). If you keep the button pressed, the vehicle speed increases or decreases until you release it.



### ■ Canceling Cruise Control

Press the CANCEL button or the brake pedal.

After cruise control has been canceled, you can still resume the prior set speed by pressing RES/ACCEL while driving at a speed of at least 25 mph (40 km/h).

Press the CRUISE button to turn the system off.



## ⚠ WARNING

**Improper use of the cruise control can lead to a crash.**

**Use cruise control only when traveling on open highways in good weather.**