Adaptive Cruise Control (ACC) with Low Speed Follow*

Helps maintain a constant vehicle speed and a set following interval behind a vehicle detected ahead of yours.

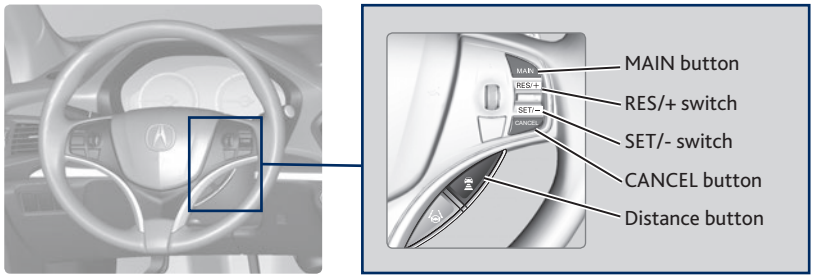

Activating and Setting the Vehicle Speed

1. Press MAIN. The ACC indicator appears.
2. Accelerate to the desired speed.

   Above 25 mph/40 km/h: Take your foot off the accelerator pedal, and press SET/- to set the speed.

   Below 25 mph/40 km/h (Low Speed Follow): Press SET/- to set the speed at 25 mph/40 km/h when there is a vehicle ahead of you.

Adjusting the Vehicle Speed

Press RES/+ to increase speed or SET/- to decrease speed.

Each time you press the switch up or down, the vehicle speed is increased or decreased by about 1 mph (1 km/h). If you keep the switch pressed up or down, the vehicle speed increases or decreases by 5 mph (8 km/h) until you release it.



Adjusting the Following Distance

Press the Distance button to change the following distance. Each time you press the button, the following distance cycles through short, middle, long, and extra long.

Switching to Standard Cruise Control

Press and hold the Distance button.

**if equipped*

During Operation

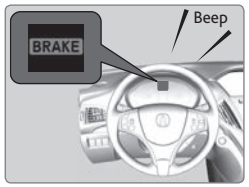

If a vehicle detected ahead of you slows down abruptly, or if another vehicle cuts in front of you, a beep sounds and BRAKE appears on the multi-information display to alert you.

When a vehicle detected ahead is within ACC with low speed follow range and stops, your vehicle also stops. The Stopped message appears on the multi-information display.

When the vehicle ahead of you starts again, the vehicle icon on the multi-information display blinks. Press RES/+/SET/– up or down, or depress the accelerator pedal to resume the prior set speed.

If your vehicle is stationary and there is no vehicle detected ahead of you, the system cancels and a beep sounds.

⚠WARNING

Exiting a vehicle that has been stopped while the ACC with LSF system is operating can result in the vehicle moving without operator control. Always make sure the gear is in Park (P) before exiting the vehicle.

A vehicle that moves without operator control can cause a crash, resulting in serious injury or death.

Never exit a vehicle when the vehicle is stopped by ACC with LSF.

⚠WARNING

ACC with LSF has limited braking capability and may not stop your vehicle in time to avoid a collision with a vehicle that quickly stops in front of you.

Always be prepared to apply the brake pedal if conditions require.

Canceling ACC

You can press CANCEL, press MAIN, or depress the brake pedal. The ACC indicator goes off.

Certain conditions may cause ACC to cancel automatically. When this happens, a beep sounds and a message appears on the multi-information display.

After cruise control has been canceled, you can still resume the prior set speed by pressing RES/+.

⚠WARNING

Improper use of ACC with LSF can lead to a crash.

Use ACC with LSF only when driving on expressways or freeways and in good weather conditions.