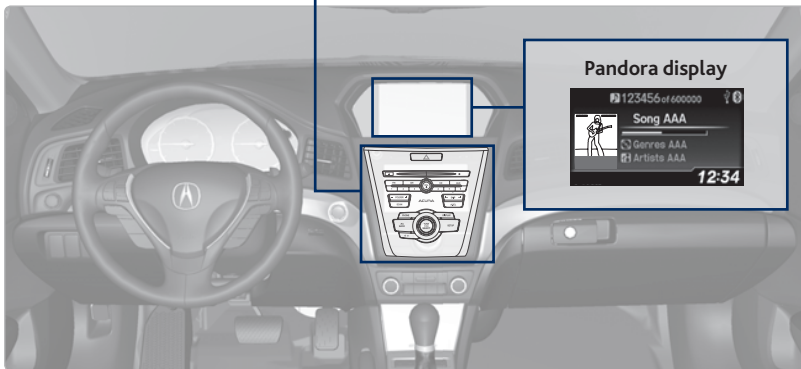
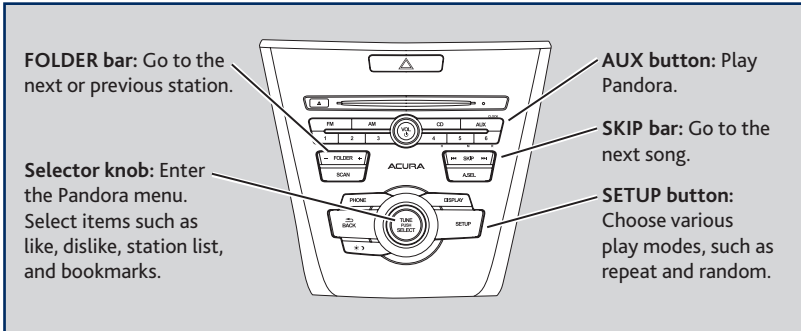


## Pandora®

Play and operate Pandora from your phone through the vehicle's audio system. Visit [www.acura.com/handsfreelink](http://www.acura.com/handsfreelink) to check phone compatibility. Standard data rates apply. **Available in the U.S. only.**

### Models with one display

When the vehicle is stopped, connect the iPhone to the USB adapter cable (see page 47). A pop-up may appear on your phone requesting you to allow access for Pandora to be launched.



*State or local laws may prohibit the operation of handheld electronic devices while operating a vehicle. Only launch streaming audio on your phone when it is safe to do so.*

## Pandora®

Play and operate Pandora from your phone through the vehicle's audio system. Visit [www.acura.com/handsfreelink](http://www.acura.com/handsfreelink) to check phone compatibility. Standard data rates apply. **Available in the U.S. only.**

### Models with ODMD

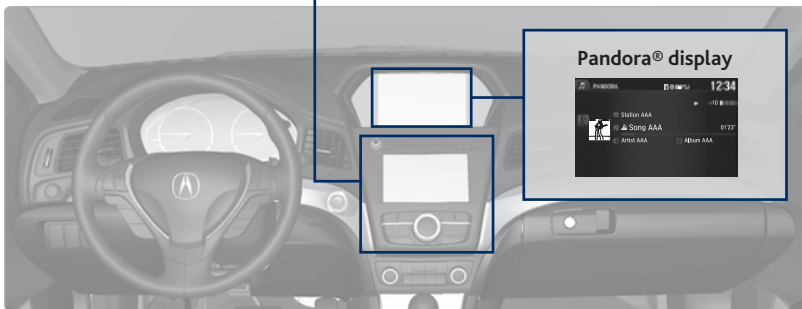
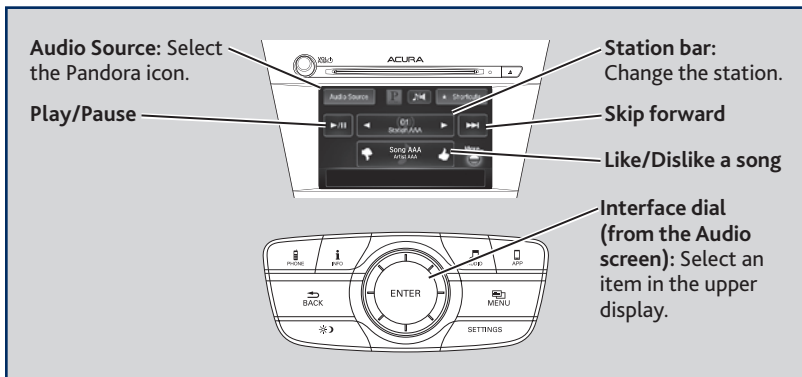
Connect your phone when the vehicle is stopped.

#### For iPhone:

- Connect via *Bluetooth*® HandsFreeLink® (see page 71) or USB (see page 47).
- A pop-up may appear on your phone requesting you to allow access for Pandora to be launched.
- If Pandora still does not operate, try rebooting the phone and reconnecting the cable if necessary.

#### For other compatible smartphones:

- Connect via *Bluetooth*® HandsFreeLink® (see page 71).



*State or local laws may prohibit the operation of handheld electronic devices while operating a vehicle. Only launch streaming audio on your phone when it is safe to do so.*