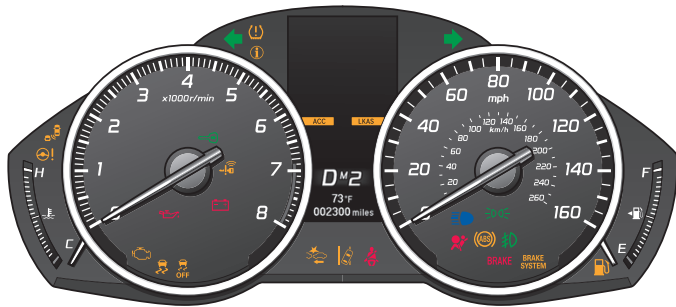


INSTRUMENT PANEL

Learn about the indicators, gauges, and displays related to driving the vehicle.



Indicators briefly appear with each engine start and then go out. Red and amber indicators are most critical. Blue and green indicators are used for general information.

Malfunction Indicators

These are the most critical indicators. If they come on and stay lit while driving or at any other time, there may be a problem. See your dealer if necessary.

Brake system

- Brake fluid is low.
- There is a problem with the brake system.

Press the brake pedal lightly to check pedal pressure. If normal, check the brake fluid level when you stop. If abnormal, take immediate action. If necessary, downshift the transmission to slow the vehicle using engine braking. Have your vehicle repaired immediately.

Low oil pressure

Engine oil pressure is low. Stop in a safe place. Open the hood and check the oil level, and add oil if necessary (see page 125). If the indicator does not turn off, have your vehicle repaired immediately.

Malfunction indicator lamp (check engine light)

- The emissions control system may have a problem.
- (Blinks) A misfire in the engine's cylinders is detected. Stop in a safe place, and wait for the engine to cool down.
- If a Tighten Fuel Cap message appears on the MID, the fuel fill cap may be loose or missing. Check the fuel fill cap, and tighten it until you hear at least one click.

Charging system

The battery is not charging. Turn all electrical items off, but do not turn the vehicle off to prevent further battery discharge. Have your vehicle repaired immediately.



ABS (Anti-lock Brake System)

There is a problem with the anti-lock brake system. Your vehicle still has normal braking ability, but no anti-lock function.



Supplemental Restraint System (SRS)

There is a problem with one of the airbag systems or seat belt tensioners.



Electric Power Steering (EPS)

There is a problem with the electric power steering system. Stop in a safe place and restart the engine.



Tire Pressure Monitoring System (TPMS)

(Blinks and stays on) There is a problem with the tire pressure monitoring system, or a spare tire is installed.



Keyless Access system

There is a problem with the keyless access system.



Vehicle Stability Assist (VSA®)

There is a problem with the VSA system or hill start assist system.



Brake system

There is a problem with one of the braking systems. Avoid high speeds and sudden braking. Your vehicle still has normal braking ability.



Blind Spot Information (BSI)*

There is a problem with the BSI system or the sensor is blocked.



Adaptive Cruise Control (ACC)*

There is a problem with the ACC system.



Lane Keeping Assist System (LKAS)*

There is a problem with the LKAS.



Collision Mitigation Braking System™ (CMBS™)*

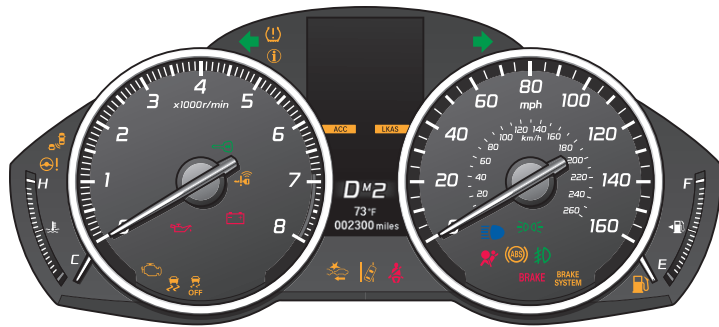
There is a problem with the system, the system is turned off, the temperature is too high, or the camera is blocked.



Road Departure Mitigation (RDM)*







There is a problem with the system, the temperature is too high, or the camera is blocked.

*if equipped















Condition Indicators

These indicators may require you to perform an action.

- 
Parking brake
 Release the parking brake before driving. You will hear a beep if you drive with it not fully released.
- 
Seat belt reminder
 Make sure seat belts are fastened for you and all passengers. The indicator blinks and beeps sound continuously if you or your front passenger has not fastened your seat belts when you begin driving. If the indicator remains on after seat belts are fastened, see your dealer.
- 
Low fuel
 - Refuel as soon as possible.
 - (Blinks) There is a problem with the fuel gauge. See your dealer.
- 
Low tire pressure
 Stop in a safe place, check tire pressures, and inflate tire(s) if necessary.
- 
System message
 When a condition or malfunction indicator comes on, a message also appears on the multi-information display. Check the display for more information.
- 
Immobilizer
 Your remote transmitter cannot be recognized by the vehicle. If the indicator blinks, you may not be able to start the engine. Turn the vehicle off, and then on again. If it continues to blink, there may be a problem with the system. See your dealer.

On/Off Indicators

These indicators remind you when an item is on or off.

-  VSA off
  Turn signals/hazards on
-  VSA activated (blinks)
  Exterior lights on
-  CRUISE MAIN on
  Fog lights* on
-  CRUISE CONTROL on
  High beams on
-  ACC ACC* on
  CMBS™* off
-  LKAS LKAS* on
  BSI* off