

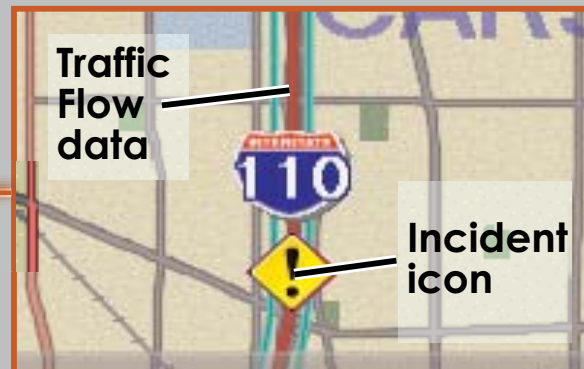
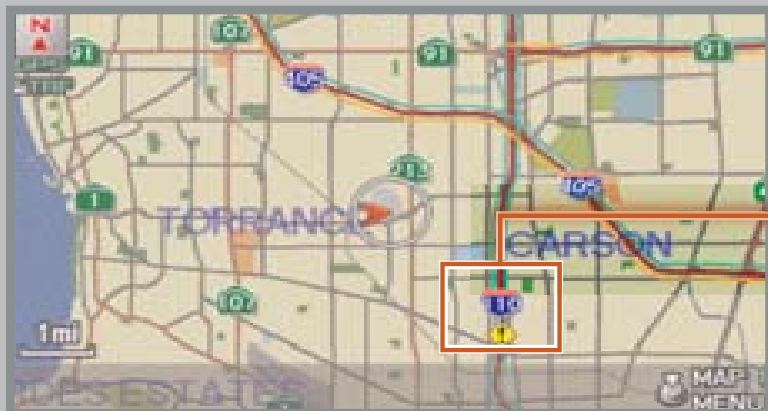
# ACURALINK REAL-TIME TRAFFIC™\*

Provides continuously updated info, including traffic speed, incidents, and construction in major metro areas.

Press and release the Talk button before you say a command.

## Displaying Traffic Information

Say "Display traffic" to view traffic flow and incident icons.



Heavy traffic

Moderate traffic


Free-flow traffic

**Note:** Traffic flow and incident icons can only be displayed on map scales of 5 miles (8 km) or less.

## Incident Icons



Incident




Road closed



Congestion



Weather

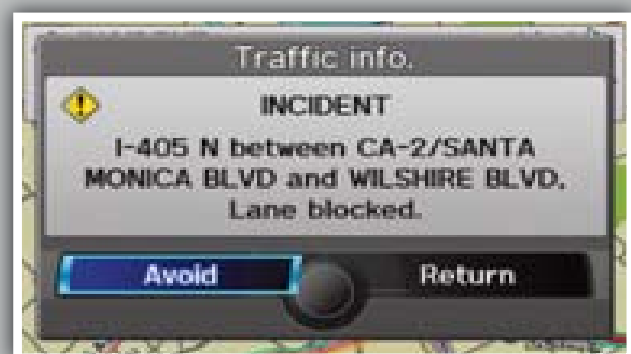
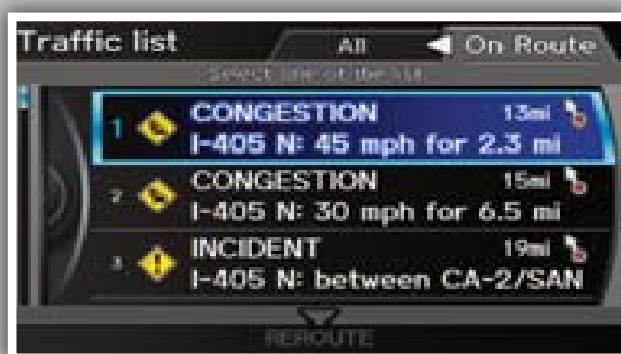


Construction

## Traffic Rerouting

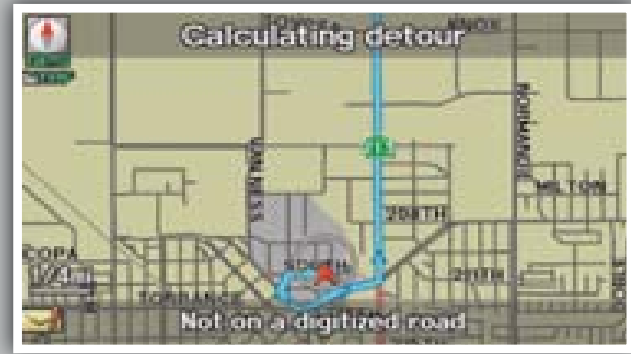
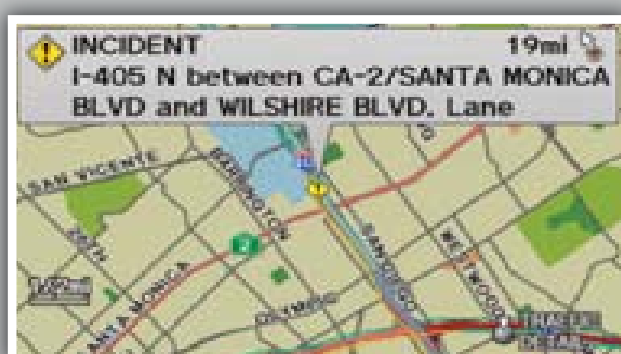
When a destination is set, you can create a detour to avoid traffic incidents or congestion (if Traffic Rerouting is set to ON in Setup).

1. Say "Display traffic incidents" to view a list of incidents on your route.
3. Say "Avoid," and the incident list returns.



2. Say the number of the incident you want to avoid. When the incident appears, say "Traffic detail."

4. Say "Reroute" to set the new route.



\* Subscription-based service through Sirius XM Radio® (free 90-day trial upon vehicle purchase)