














INSTRUMENT PANEL INDICATORS

Briefly appear with each engine start. Red and amber indicators are most critical. Blue and green indicators are used for general information.





Malfunction Indicators






If an indicator remains on, there may be a problem; see your dealer

	Charging system		SH-AWD (Super Handling-All Wheel Drive)
	Low brake fluid, Brake system		Malfunction indicator lamp (check engine light)
	Low oil pressure		VSA® (Vehicle Stability Assist)
	SRS (Supplemental Restraint System)		TPMS (blinks) (Tire Pressure Monitoring System)
	ABS (Anti-lock Brake System)		CMBS* (Collision Mitigation Braking System)
	Active Damper System*		ACC* (Adaptive Cruise Control)
	Blind Spot Information System*		










Condition Indicators

Action is needed by driver

	Parking brake on: Release		Message indicator: See MID
---	-------------------------------------	---	--------------------------------------

	Seat belt reminder: Fasten seat belt(s)		Low fuel: Refill
	Door/tailgate open: Close door or tailgate		Low tire pressure (stays on): Add air
	A/T Temperature: Pull over and let engine idle		

On/Off Indicators

	PASSENGER AIRBAG OFF (above audio panel)		Fog lights on
	SIDE AIRBAG OFF		Immobilizer (flashes): improperly coded key; use correct key
	VSA OFF		Headlights on
	CRUISE MAIN* on		Turn signals/hazards on
	Adaptive Cruise Control* on		High beams on
	CRUISE CONTROL on		

*if equipped