












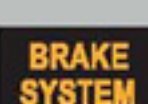

INSTRUMENT PANEL INDICATORS

Briefly appear with each engine start. Red and amber indicators are most critical. Blue and green indicators are used for general information.




Malfunction Indicators





If an indicator remains on, there may be a problem; see your dealer.

- | | |
|--|--|
|  Charging system |  VSA [®]
(Vehicle Stability Assist) |
|  Low brake fluid |  TPMS (blinks)
(Tire Pressure Monitoring System) |
|  Low oil pressure |  EPS
(electric power steering) |
|  SRS
(Supplemental Restraint System) |  Hybrid system |
|  ABS
(Anti-lock Brake System) |  Low temperature (stays on) |
|  Keyless Access System |  Brake system |
|  Malfunction lamp
(check engine light) | |








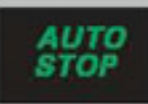




Condition Indicators

Action is needed by driver.

- | | |
|---|---|
|  Parking brake on:
Release |  Seat belt reminder:
Fasten seat belt(s) |
|---|---|

- | | |
|---|--|
|  Door/trunk open indicator:
Close door/trunk |  Message indicator:
See MID |
|  Low tire pressure (stays on):
Add air |  Low fuel:
Refill |

On/Off Indicators

- | | |
|--|---|
|  PASSENGER AIRBAG OFF
(next to screen) |  Headlights on |
|  SIDE AIRBAG off |  Turn signals/hazards on |
|  VSA off |  Fog lights on |
|  CRUISE MAIN on |  Auto Idle Stop on (blinks) |
|  CRUISE CONTROL on |  ECON mode on |
|  Immobilizer (flashes):
improperly coded key; use correct key |  High beams on |