


# HARD DISC DRIVE (HDD) AUDIO (Tech/Advance)


Automatically record CDs onto your vehicle's hard drive (by system default). Songs begin to record once a CD is inserted into the disc slot.

## Playing HDD Audio Files


1. Press AUDIO.



3. The first song of the last recorded album or the last song selected plays. Press (▶▶) or (◀◀) or (+) or (-) on the remote audio controls to skip through songs.



2. Press HDD/AUX.



## Searching for Music

1. From the audio screen, push the selector up to select MUSIC SEARCH.



3. Select a track and press ENTER to begin play.



2. Select one of the categories.

