




## Voice Control Operation

Your vehicle has a voice control system that allows hands-free operation.


The voice control system uses the  (talk) and  (back) buttons on the steering wheel and a microphone near the map lights on the ceiling.



### Voice Recognition

To achieve optimum voice recognition when using the voice control system:

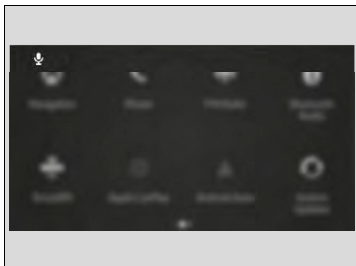
- The system recognizes natural language and accepts free-form voice commands.  
An example of voice commands:  
 **Voice Recognition Screen** P. 236
- Close the windows and moonroof.
- Adjust the dashboard and side vents so air does not blow onto the microphone on the ceiling.
- Speak clearly in a clear, natural speaking voice without pausing between words.
- Reduce any background noise if possible. The system may misinterpret your command if more than one person is speaking at the same time.


#### Voice Control Operation

When you press the  button, the system beeps and the display changes to the voice recognition screen.

Press the  (home) button,  (back) button on the True Touchpad Interface or **APPS** button on the steering wheel to cancel a voice recognition function.

## ■ Voice Recognition Screen



When the  (talk) button is pressed, the voice control screen appears. For a complete list of commands, say “Help” after the beep.

The system accepts free-form voice commands. See the following examples for recommended voice commands.

## ■ Phone Commands

These commands can only be used when a phone is connected.

### ■ Phone Commands

#### Dial by number

- *Call <Phone Number>*
- *Dial <Phone Number> please*
- *Phone <Phone Number>*

#### Redial

- *Redial*
- *Redial last number*
- *Call last number*

#### Voicemail

- *Call voicemail*
- *Dial voicemail*
- *Check voicemail*
- *Check mailbox*

#### Contact by voice

- *Call <your contact name>*
- *Call <your contact name> on his/her <category name> please*
- *Make a call to <your contact name>*
- *Make a call to <your contact name> on her/his <category name>*

The system only recognizes contact names stored in the phonebook of your phone.

Phone commands are not available if using Apple CarPlay.

## ■ Audio Commands

### ■ FM Commands

- *Play FM radio*
- *Tune to <87.7-107.9> FM*
- *I want to listen to FM <87.7-107.9>*
- *Play FM <87.7-107.9>*

### ■ AM Commands

- *Play AM radio*
- *Tune to <530-1710> AM*
- *I want to listen to AM <530-1710>*
- *Play AM <530-1710>*

## ■ Sirius XM Commands

- Play XM radio
- Play XM <channel number>
- Listen to <channel name> on XM
- Play XM Channel <channel number>
- Tune to <channel name>
- Listen to <channel number> on the satellite radio

## ■ USB Commands

- Play USB
- Play iPod
- Play genre <genre name>
- Play <artist name>
- Play <album name>
- Play <song name>
- Play <playlist name>

## ■ Bluetooth® Audio Commands

- Play Bluetooth

## ■ AUX Commands

- Play AUX

## ■ Navigation Commands\*1

📖 Refer to the Navigation System Manual

## ■ Standard Commands

- Help
- Cancel
- Repeat

Help provides guidance for the current screen.

## ■ Letter Input Commands

You can search for the desired item on each search screen with your voice.

## ■ List Commands

- Next Page
- Previous Page
- Back
- Go to <number>
- Select <number>

\*1: Models with navigation system