

Head-Up Display*

Shows the currently selected Driving View information. You can choose which items are displayed using the left selector wheel on the steering wheel. They are displayed when the power mode is in ON.

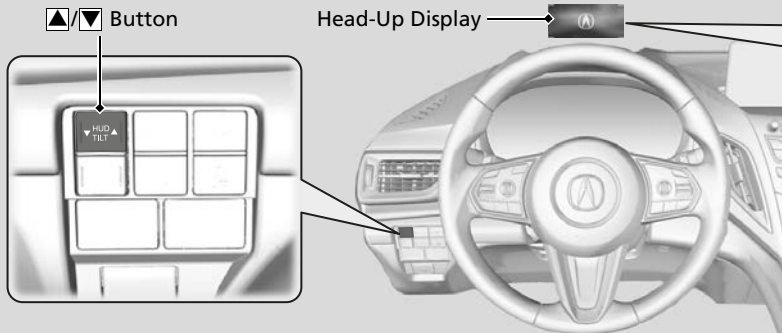
➤ **To Change Head-Up Display Content** P. 150

The display can be moved up and down to become level with your eyes.

To raise or lower the head-up display: Press and hold the ▲ or ▼ button until the desired position is reached.

⌘ Head-Up Display*

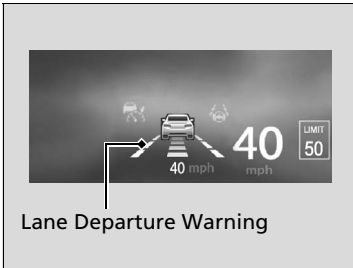
When you unlock and open the driver's door with a remote transmitter or keyless access system, the head-up display adjusts automatically to one of the two preset positions.



Press and hold the ▲ button to raise the display.

Press and hold the ▼ button to lower the display.

* Not available on all models

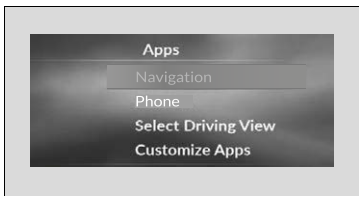


The display also shows the following warnings.

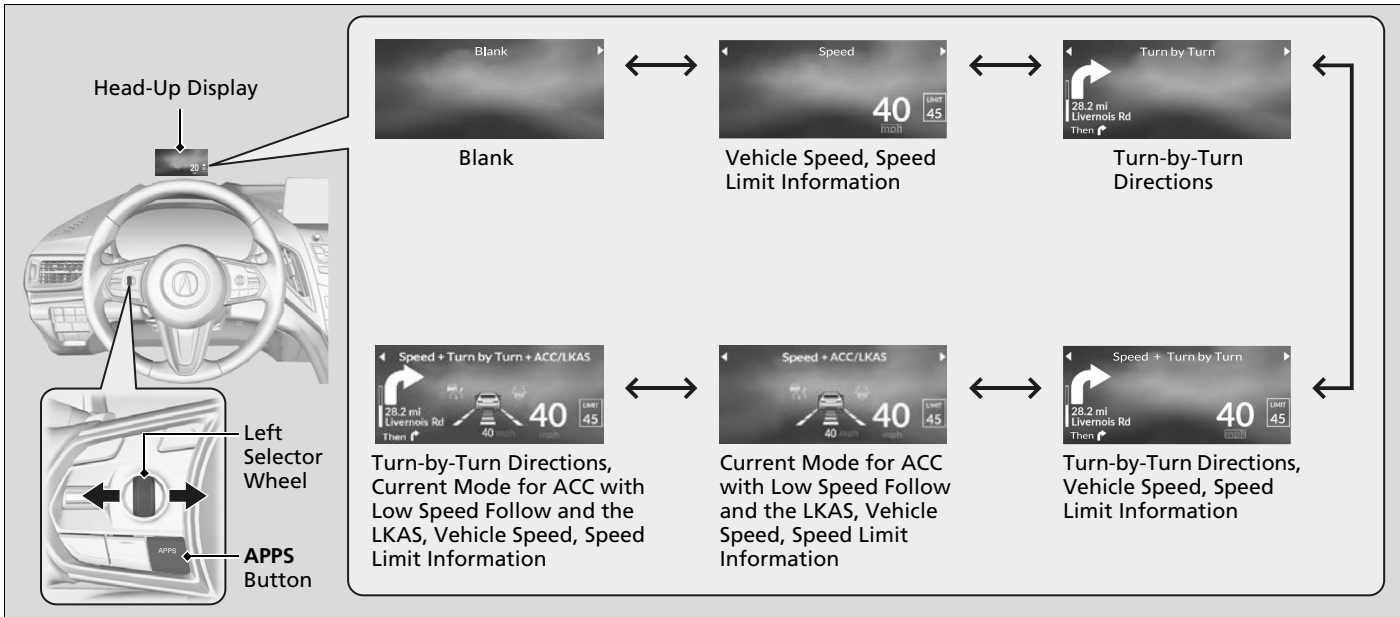
- **Lane Departure Warning:** When your vehicle is too close to the traffic lane lines, the lane departure warning appears.
 - **Lane Keeping Assist System (LKAS)**
P. 522
- **Head-Up Warning Lights:** Flash when the **BRAKE** message appears on the multi-information display.
 - **Collision Mitigation Braking System™ (CMBS™)** P. 486
 - **Low Speed Braking Control*** P. 497
 - **Adaptive Cruise Control (ACC) with Low Speed Follow** P. 502

* Not available on all models

■ To Change Head-Up Display Content



Press the **APPS** button and roll the left selector wheel to select **Select Driving View** and press the left selector wheel. Each time you move the left selector wheel to the right or left, the head-up display content will change.



Vehicle Speed

Shows your driving speed in mph or km/h.

Current Mode for ACC with Low Speed Follow and the LKAS

Shows the current mode for ACC with Low Speed Follow and the LKAS.

- **Adaptive Cruise Control (ACC) with Low Speed Follow** P. 502
- **Lane Keeping Assist System (LKAS)** P. 522

Turn-by-Turn Directions

Shows you turn-by-turn driving directions to your destination linked with the navigation system or Android Auto.

- **Refer to the Navigation System Manual**
- **Android Auto** P. 327

Speed Limit Information

Shows the current speed limit based on either information compiled through the navigation system or speed limit signs captured by the front sensor camera.

Vehicle Speed

Switch between mph and km/h by using the multi-information display or customized features on the audio/information screen.

- **Speed/Distance Units** P. 142
- **Customized Features** P. 359

Turn-by-Turn Directions

Turn-by-turn directions may not be available for all apps.

Speed Limit Information

The speed limit displayed on the screen may differ to the actual speed limit.
The speed limit for some roads is not displayed.

You can select whether the source of the speed limit information is the front sensor camera or the navigation system.

You can also turn off speed limit information.

- **Customized Features** P. 359