

INSTRUMENT PANEL

Learn about the indicators, gauges, and displays related to driving the vehicle.



Indicators briefly appear with each engine start and then go out. Red and amber indicators are most critical. Blue and green indicators are used for general information.

Malfunction Indicators

These are the most critical indicators. If they come on and stay lit while driving or at any other time, there may be a problem. See your dealer if necessary.



Brake system

- Brake fluid is low.
- There is a malfunction in the brake system.



Canada

Press the brake pedal lightly to check pedal pressure. If normal, check the brake fluid level when you stop. If abnormal, take immediate action. If necessary, downshift the transmission to slow the vehicle using engine braking. Have your vehicle repaired immediately.



Low oil pressure

Engine oil pressure is low. Stop in a safe place. Open the hood, check the oil level and add oil if necessary. If the indicator does not turn off, have your vehicle repaired immediately.

**Charging system**

The battery is not charging. Turn all electrical items off, but do not turn the vehicle off to prevent further battery discharge. Have your vehicle repaired immediately.

**Supplemental Restraint System (SRS)**

There is a problem with one of the airbag systems or seat belt tensioners.

**Keyless Access System**

There is a problem with the system.

LKAS**Lane Keeping Assist System (LKAS)**

There is a problem with the system.

**Malfunction Indication Lamp (check engine light)**

The emissions control system may have a problem, or the fuel cap is missing or loose. If the indicator blinks, a misfire in the engine's cylinders is detected. Stop in a safe place and wait for the engine to cool down.

**Anti-lock Brake System (ABS)**

There is a problem with the anti-lock brake system. Your vehicle still has normal braking ability, but no anti-lock function.

**Low Tire Pressure / Tire Pressure Monitoring System (TPMS)**

- Blinks and remains on:

Have your vehicle checked by a dealer. If the vehicle is fitted with a compact spare, get your regular tire repaired or replaced and put back on your vehicle as soon as you can.

**Vehicle Stability Assist[®] (VSA[®]) System**

There is a problem with the VSA[®] or hill start assist system.

**Collision Mitigation Braking System[™] (CMBS[™])**

There is a problem with the system, the temperature inside the camera is too high or the camera or sensor is blocked.

**Road Departure Mitigation (RDM)**

There is a problem with the system, the temperature inside the camera is too high, or the camera is blocked.

**Electric Power Steering (EPS)**

There is a problem with the system. Stop the vehicle in a safe place, and restart the engine.

ACC

Adaptive Cruise Control (ACC)

There is a problem with the system.

Condition Indicators

These indicators may require you to perform an action.

BRAKE

U.S.

Parking Brake

Release the parking brake before driving. You will hear a beep if you drive with it not fully released.



Canada



Seat Belt Reminder

Make sure seat belts are fastened for you and all passengers. The indicator blinks and beeps sound continuously if you or your front passenger has not fastened your seat belts when you begin driving. If the indicator remains on after seat belts are fastened, see your dealer.



Low Fuel

Refuel as soon as possible. If the indicator blinks, there is a problem with the fuel gauge. See your dealer.



Low Tire Pressure / Tire Pressure Monitoring System (TPMS)

- Comes on while driving:
Stop in a safe place, check tire pressures, and inflate tire(s) if necessary.



System Message

When a condition or malfunction indicator comes on, a message also appears on the multi-information display (MID). Check the display for more information.



Immobilizer

Your key or remote transmitter cannot be recognized by the vehicle. If the indicator blinks, you may not be able to start the engine. Turn the vehicle off, and then on again. If it continues to blink, there may be a problem with the system. See your dealer.

On/Off Indicators

These indicators remind you when an item is on or off.




VSA® off




VSA® engaged (blinks)

LKAS LKAS on


 High beams on

ACC ACC on

 Exterior lights on

 Turn signals/hazards on

 Auto High Beam System on

 Fog lights^{*1} on

**1 - If equipped*