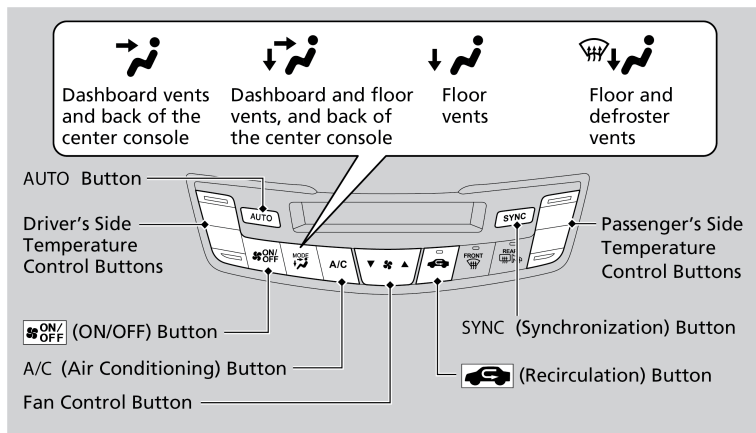


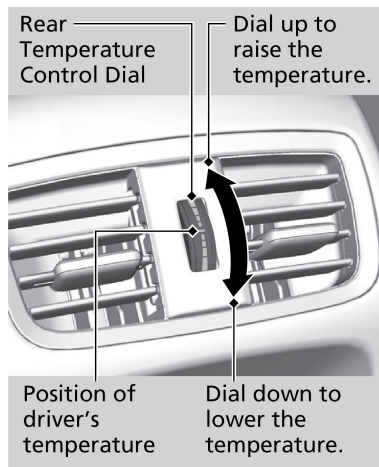
Climate Control System

The automatic climate control system maintains the interior temperature you select. The system also selects the proper mix of heated or cooled air that raises or lowers the interior temperature to your preference as quickly as possible.

■ Front Operation - Climate Control System



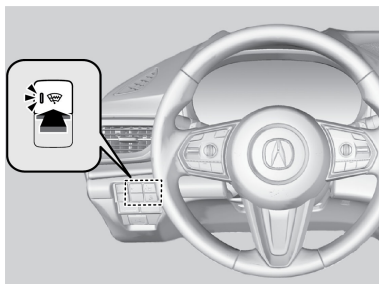
■ Rear Operation



■ Heated Windshield Button*4

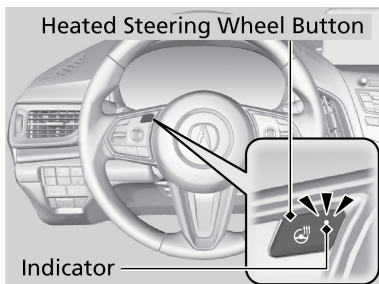
Turn the vehicle on. Press the heated windshield button to de-ice the windshield.

The heated windshield may automatically activate when the outside temperature is below 4°C, and deactivate when the temperature reaches 6°C.



■ Heated Steering Wheel*1

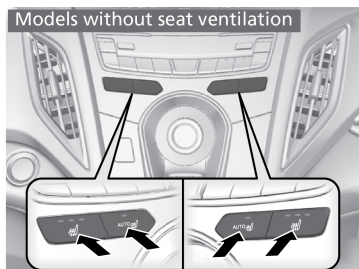
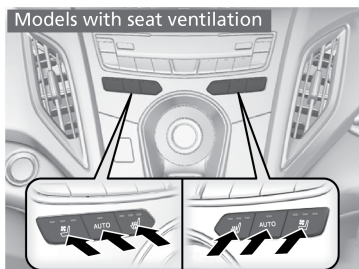
Press the button to heat the steering wheel when the vehicle is on. Press the button again to turn off the heating.



Front Seat Heaters and Ventilation*1

Press the seat heater or the seat ventilation*1 button to cycle through settings. The appropriate indicator (red for heat, blue for ventilation) appears for each setting.

- Once - The HI setting (three indicators on)



- Twice - The MID setting (two indicators on)
- Three times - The LO setting (one indicator on)

*4 - Canadian models only, if equipped

*1 - If equipped

- Four times - The OFF setting (no indicators on)

Press the **AUTO** button:

The system automatically selects the setting most suitable to the ambient environment.

When the power mode is turned on after it is turned off, the previous setting of front seat heaters and ventilators^{*1} are maintained.

WARNING

Heat-induced burns are possible when using seat heaters.

Persons with a diminished ability to sense temperature (e.g., persons with diabetes, lower-limb nerve damage, or paralysis) or with sensitive skin should not use the seat heaters.