




















INSTRUMENT PANEL INDICATORS

Briefly appear with each engine start. Red and amber indicators are most critical. Blue and green indicators are used for general information. See your Owner's Manual for more information.



Malfunction Indicators

If an indicator remains on, there may be a problem; see your dealer.

	Charging system		Precision All Wheel Steer System
	Low brake fluid, Brake system		Malfunction indicator lamp (check engine light)
	Low oil pressure		Vehicle Stability Assist (VSA®)
	SRS (Supplemental Restraint System)		Tire Pressure Monitoring System (TPMS) (<i>blinks</i>)
	Electric Parking Brake (<i>blinks</i>)		Collision Mitigation Braking System™ (CMBS™)*
	ABS (Anti-lock Brake System)		Blind Spot Information (BSI)*
	Keyless Access System		Brake system (hydraulic)
	Electric Power Steering		Electric Parking Brake
	Forward Collision Warning (FCW)*		Lane Departure Warning (LDW)*















*if equipped

Condition Indicators

Action is needed by driver.

	Parking brake on: Release		Message indicator: See MID
	Seat belt reminder: Fasten seat belt(s)		Low fuel: Refill
	Low tire pressure (<i>stays on</i>): Add air		Immobilizer (<i>blinks</i>): Use other vehicle key

On/Off Indicators

	PASSENGER AIRBAG OFF (next to display)		BSI* off
	SPORT mode on		CMBS* off
	VSA OFF		Exterior lights on
	CRUISE MAIN* on		Turn signals/hazards on
	CRUISE CONTROL* on		High beams on
	FCW off		Brake Hold System on
	Electric parking brake on		Automatic Brake Hold on