


BLUETOOTH® AUDIO (Tech models)

Plays audio files from your Bluetooth-compatible phone through your vehicle's audio system. Visit www.acura.com/handsfreelink to check if this feature is available on your phone.

Playing Bluetooth Audio Files

1. Make sure your phone is on and paired to HandsFreeLink (See **HandsFreeLink**).

2. Press **AUX** or **HDD/AUX** repeatedly until "Bluetooth Audio" appears.




3. Press "play" on your phone; sound is redirected to the audio system.




Skipping Bluetooth Audio Files

There are two ways to skip through audio files:

• Press **(⏮)** or **(⏭)** on the audio control panel.



• Press **(+)** or **(-)** on the remote audio controls.



iPod® or USB Flash Memory

Plays audio files from your compatible iPod or USB flash memory device through your vehicle's audio system.

Connecting and Playing Audio Files


1. **Open** the center console, and **pull out** the USB adapter cable.



2. **Connect** the USB connector to your iPod dock connector or flash drive.



3. Press **AUX** or **HDD/AUX** to begin playing.



iPod is a registered trademark of Apple Computer, Inc., registered in the U.S. and other countries. iPod not included.