

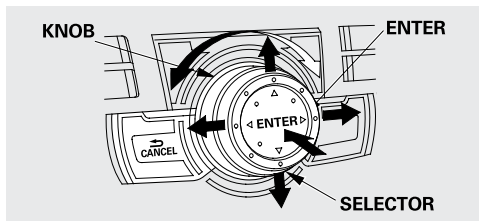
AcuraLink (if equipped)

AcuraLink provides a direct communication link between your vehicle and Acura. Working through the XM®Satellite Radio, AcuraLink works in conjunction with your vehicle's navigation, Bluetooth® HandsFreeLink®(HFL), and audio systems to send and receive several kinds of messages. These include:

- Operating tips and information on vehicle features
- Vehicle maintenance information
- Diagnostic information about any problems with your vehicle
- Important recall campaign and safety information

Retrieving AcuraLink Messages

Most AcuraLink functions are controlled by the interface dial. The interface dial has two parts, a knob and a selector.



Reading Messages: If you have a new message, an envelope icon appears in the navigation screen.



To view a message, press the interface dial, select New Messages, then press ENTER.

- Unread messages have a closed envelope icon next to the title.
- Messages that have already been read do not have an icon.

Tip: Your dealer has to register the vehicle identification before you can receive messages. This can take several days.

Message Preferences:

To set your AcuraLink preferences (the types of messages you want to receive, if any), visit the Owner Link website at www.owners.acura.com, or call Acura Client Services at (800) 382-2238.

Message Categories:

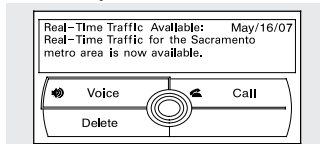
There are six message categories in AcuraLink. The system can store up to 255 messages. Message categories can be added, revised, or deleted.

Tip: The options you see on the message screen will depend on the type of message being displayed.

Message Options

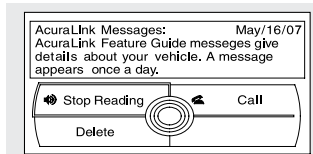
When you open a message, you can read a summary of it, and then choose one of several options. If an option isn't available for a message, it will not be highlighted.

1. Quick Tips



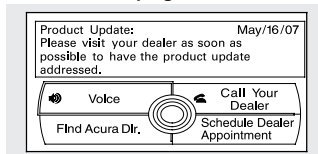
These messages are based on updated vehicle information and comments from other TSX owners.

2. Feature Guide



During the first 90 days of ownership, when the ignition is turned on, one of up to 17 messages appears. These messages help you to use and understand the technological features of your TSX.

3. Recalls/Campaigns



If your vehicle is affected by a recall or other important safety information, a letter will be mailed to you about the issue and how to fix it. You will also receive a reminder message through AcuraLink.

Tip: If you have the recall performed shortly before AcuraLink is scheduled to display a reminder, the reminder may still be displayed if the completion of the recall has not been reported to Acura.