

VOICE RECOGNITION

To keep your eyes on the road and hands on the wheel, use the Talk button to say voice commands to operate certain vehicle features.

To reduce the potential for driver distraction, certain manual functions may be inoperable or grayed out while the vehicle is moving. Voice commands are always available.

How It Works



Pick-Up button: Answer an incoming call or display HFL speed dial or call history in the MID.

Hang-Up/Back button: End or decline a call, clear HFL information in the MID screen, or cancel an operation.

Talk button: Give voice commands.



Voice Command Tips

- To hear a list of available commands at any time, press and release the Talk button, then say "Voice help."
- When the Talk button is pressed, all available voice commands are highlighted in yellow. To bypass the system prompts, simply press the Talk button again to say your command.
- Speak in a clear, natural voice.
- Reduce all background noise.
- Adjust the dashboard and side vents away from the microphone in the ceiling.
- Close the windows and moonroof.

Commonly Used Voice Commands

Here are some examples of commonly used voice commands for vehicles equipped with navigation. Try some of these to familiarize yourself with the voice command system.

Press and release the Talk button before you say a command.

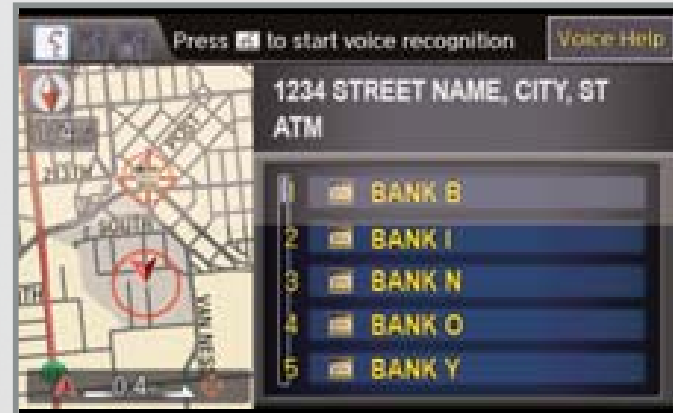
General Commands

- Display map
- Display menu
- Display phone
- Information
- Display audio screen
- What time is it?



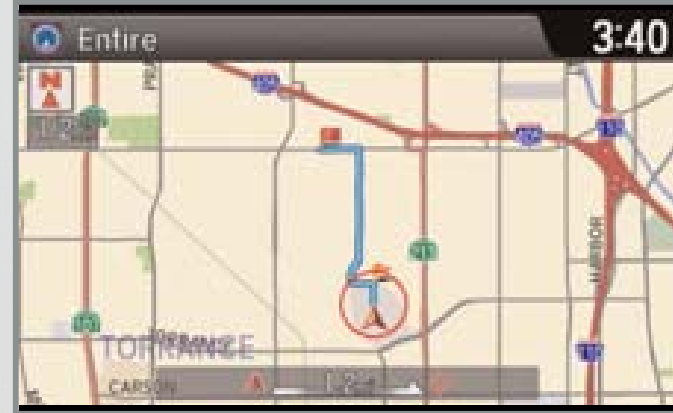
Find Place Commands

- Find nearest:
 - ATM
 - Acura dealer
 - gas station
 - airport
 - Mexican restaurant
 - hospital
 - bank
 - post office



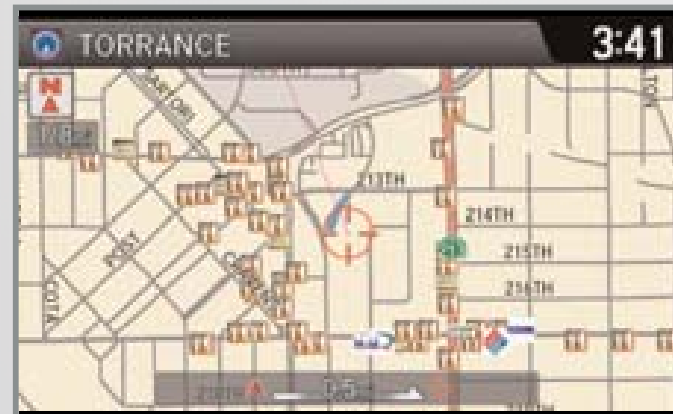
Navigation Commands

- How long/far to the destination?
- Display destination map
- Display entire route



Display Commands

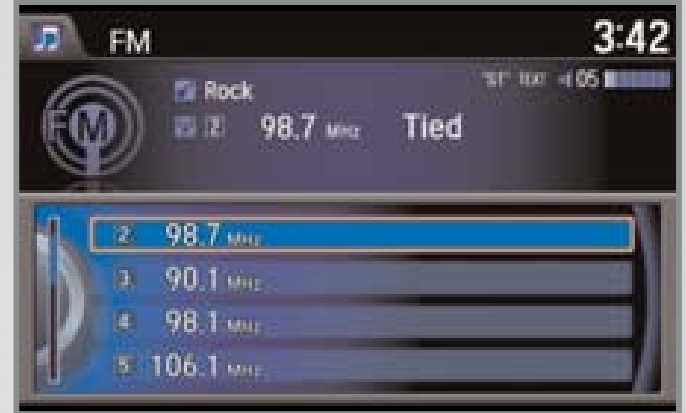
- Display (or hide):
 - ATM
 - gas station
 - restaurant
 - post office
- Display north up/heading up
- Zoom in/out
- Go home
- Display current location



Press and release the Talk button before you say a command.

Audio Commands

- Radio on
- Radio # FM/AM
- Radio preset 1/2/3/4/5/6
- XM preset #
- XM preset 1/2/3/4/5/6
- DISC play
- DISC play track #
- DISC skip forward/back
- iPod/USB/HDD play



Phone Commands*

- Dial by name
- Dial by number



Climate Control Commands

- Air conditioner on/off
- Rear defrost on/off
- Climate control recirculate/fresh air
- Fan speed up/down
- Temperature # degrees (# = 57-87)
- Temperature max hot/cold



Help Commands

- Voice help (list of all available commands by category)



*Available on all vehicles