

KEYLESS ACCESS SYSTEM

Operate certain functions of your vehicle by simply having the remote transmitter within operating range.

Unlocking the Doors



Grab either one of the front door handles when the vehicle is off.




Locking the Doors



Press the door lock button on either front door handle when the vehicle is off.



Opening the Trunk



Press the trunk release button under the spoiler when all doors are unlocked. The vehicle can be on or off.




Engine Start/Stop Button

Accessory or On Mode

Operate audio or other electrical features without turning the engine on.




Press ENGINE START/STOP once without pressing the brake pedal for Accessory mode. Press it again for On mode.



Starting the Engine




Press and hold the brake pedal, then press ENGINE START/STOP.



Turning the Vehicle Off



Shift to Park, then press ENGINE START/STOP.



Note: If you press ENGINE START/STOP when the vehicle is stopped and the shift lever is not in Park, the vehicle goes into Accessory mode.